

# Neomounts®



## NS-CLMP40BLACK

### EN Desk clamp set

*Warning: Do not overtighten the clamp, because it can damage the screen.*

### DE Klemmsatz für Schreibtisch

*Warnung: Ziehen Sie die Klemme nicht zu fest an, da dies den Bildschirm beschädigen kann.*

### IT Kit di morsetti da scrivania

*Avvertimento: Non stringere eccessivamente il morsetto, poiché può danneggiare lo schermo.*

### NL

### Bureauklem set

*Waarschuwing: Draai de klem niet te strak aan, dit zou het scherm kunnen beschadigen.*

### FR

### Ensemble de pinces de bureau

*Attention: Ne serrez pas trop les pinces, car cela peut endommager l'écran.*

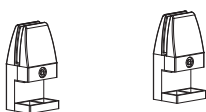
### ES

### Juego de abrazaderas de escritorio

*¡Advertencia: No apriete demasiado la abrazadera, ya que puede dañar la pantalla.*

# Neomounts®

NS-CLMP40BLACK



## Parts



A (x2)



B (x4)



M6x16 (x6)  
C



M6x30 (x2)  
D

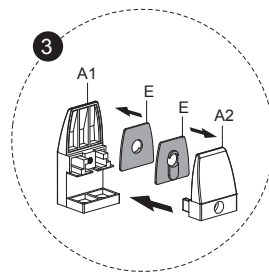
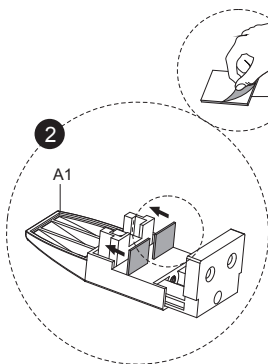
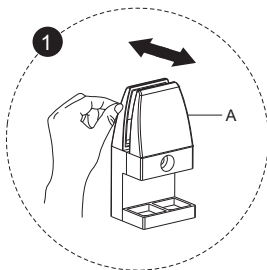


E (x4)

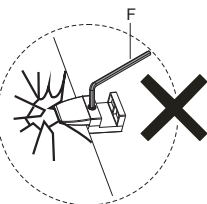
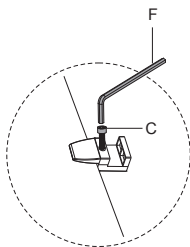



F (x1)

## Step 1

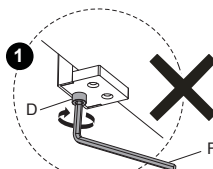
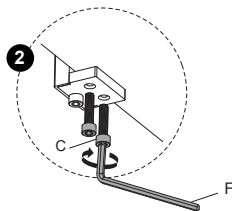
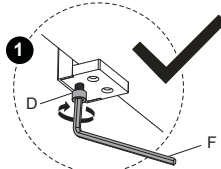
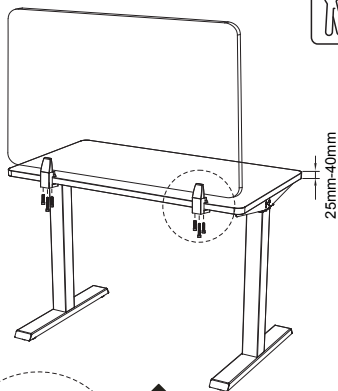


## Step 2



Do not overtighten the clamp, because it can damage the screen.

## Step 3



Do not overtighten screw D, because it can damage the clamp.