

Neomounts® VGA Protection Lock VGA beveiligingsslot

▶ Using VGA Port Adapter

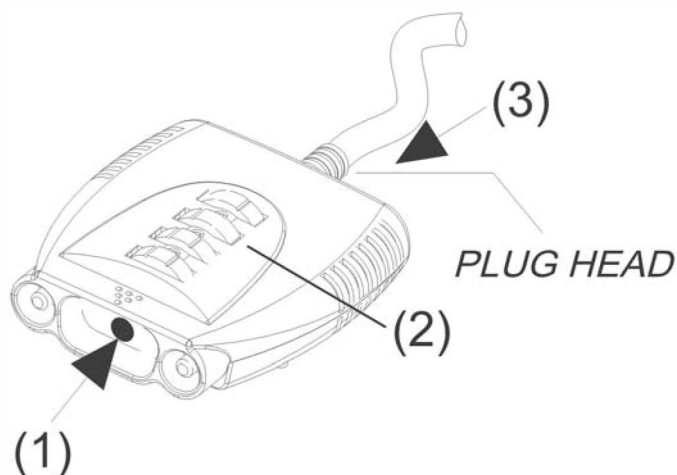
◆ Prevent Theft



- ◆ **User Resettable Combination**
- ◆ **Video Port Pass Through Adapter**

Neomounts® VGA Protection Lock *VGA beveiligingsslot*

▶ Using VGA Port Adapter



The lock is preset at the factory to operate at 0-0-0-0.
To set your own personal combination,(such as birthday
or address) according to the following steps :

1. Set dials to correct number. (factory preset 0-0-0-0)
2. Open the lock by pushing the plug head (3) down.
3. Push the button (1) in the direction of the arrow.
Hold it until completing the next step.
4. Turn the dials (2) to your desired personal combination.
5. Release the button (1) .
6. Push the plug head (3) down to the end again for test.
7. Now your new code is set.
8. Check to see the lock function well.

Neomounts® VGA Protection Lock


VGA beveiligingsslot

▶ Using VGA Port Adapter



To Lock

1. Insert the front end of the lock into the VGA Port on the case.
2. Fasten and tighten the two screw buttons on the back of lock.
3. Push in both screws to the lock simultaneity.
4. Once turning the dials, the lock is in locked




To Unlock

1. Set the dials to opening combination.
2. Push the plug head of cable into the lock until you can't insert any further.
3. The Two screw buttons will sprint backward automatically.
4. Unscrew the screw buttons until the lock depart from the case.

Neomounts® VGA Protection Lock *VGA beveiligingsslot*

► Using VGA Port Adapter



Using the Video Port Pass Through Adapter

The Video Port Pass Through Adapter allows you to use the Video Port Combination Lock and still access your VGA port. To use, simply connect the Video Port Pass Through Adapter to a VGA port and attach your VGA cable to the bottom VGA port on the adapter. NOTE: It is not necessary to use the Video Port Pass Through Adapter unless you need to connect a VGA cable into the VGA port you connected the lock in.

Lost Combinations

If the combination for the product is lost or misplaced, the purchaser shall be liable for any service or repair needed to remove the device. **Neomounts®** shall not be liable for any damage to your PC due to the removal of the Video Port Combination Lock.